







24-01-23

Stage 2B - Price List				
Lot No	Land Area	Land Area	Indicative BAL	Selling Price
	Acres	m <sup>2</sup>		\$
<del>86</del>	<del>2.50</del>	<del>10,015</del>	<del>*</del>	<del>230,000</del>
<del>87</del>	<del>2.50</del>	<del>10,001</del>	<del>*</del>	<del>230,000</del>
88	2.50	10,001	*	235,000
89	2.50	10,005	*	229,000
90	2.50	10,004	*	225,000
<del>91</del>	<del>2.50</del>	<del>10,003</del>	<del>*</del>	<del>215,000</del>
<del>92</del>	<del>2.50</del>	<del>10,003</del>	<del>*</del>	<del>215,000</del>
93	2.50	10,001	*	219,000
<del>94</del>	<del>2.50</del>	<del>10,005</del>	<del>*</del>	<del>225,000</del>
95	2.50	10,011	*	229,000
96	2.51	10,048	*	229,000
97	2.51	10,034	*	235,000
98	2.50	10,000	*	235,000
99	2.50	10,007	*	238,000
100	2.50	10,000	*	238,000
101	2.50	10,007	*	238,000
102	2.50	10,012	*	240,000
103	2.50	10,016	*	243,000
<del>104</del>	<del>2.51</del>	<del>10,023</del>	<del>*</del>	<del>245,000</del>
<del>105</del>	<del>2.50</del>	<del>10,004</del>	<del>*</del>	<del>240,000</del>
<del>106</del>	<del>2.50</del>	<del>10,000</del>	<del>*</del>	<del>240,000</del>

Prices & availability are subject to change at any time.

-  \* This denotes zero BAL but 12.5 recommended.
-  Sold
-  Under Offer
-  On Hold